

THRUST BLOCK DETAILS

SEE TABLE "A" FOR
 BEARING AREAS

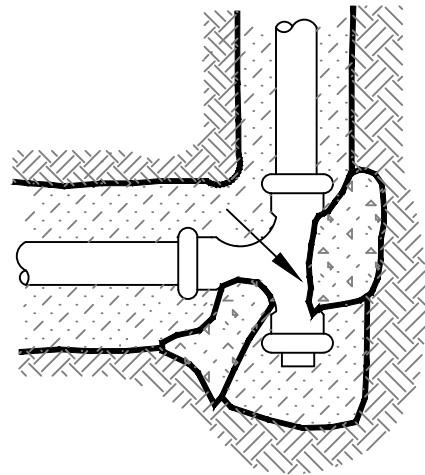
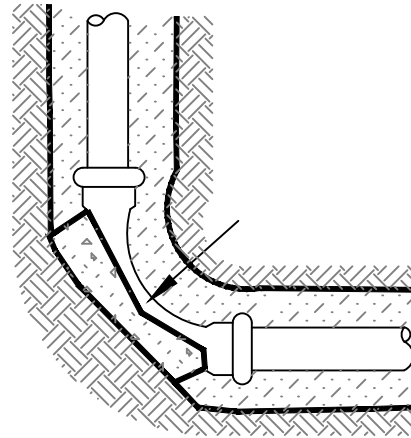
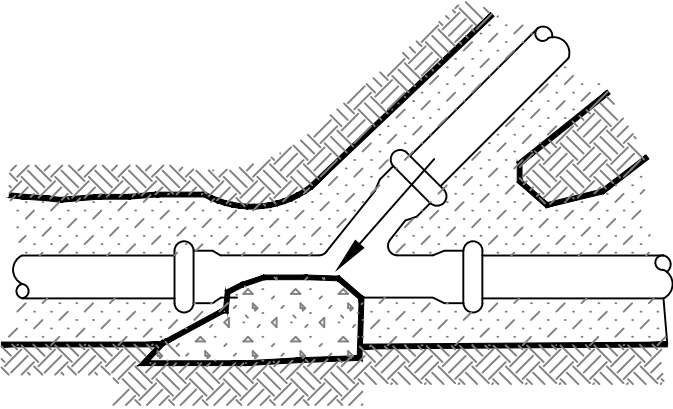
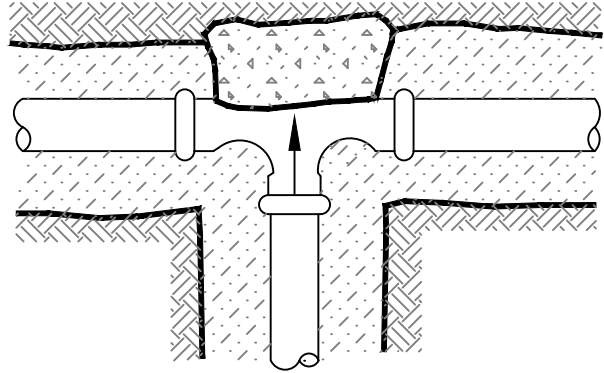
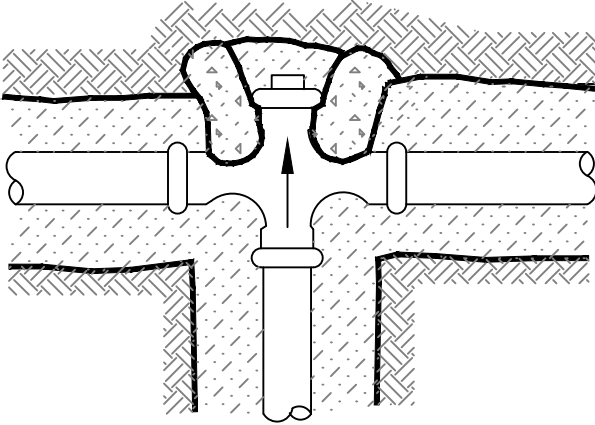


TABLE "A"

THRUST BLOCK BEARING AREAS
 MEASURED IN SQUARE FEET

PIPE SIZE	90° BENDS	45° BENDS	22 1/2° BENDS
4	0.7	0.4	0.2
6	1.5	0.8	0.4
8	2.7	1.4	0.7
10	4.2	2.3	1.1
12	6.0	3.2	1.7
14	8.2	4.4	2.3
16	10.7	5.8	2.9
18	13.5	7.3	3.7
20	16.7	9.0	4.6
24	24.0	13.0	6.6